



mafi

LEVEL

TABLETOP COLLECTION

Timeless and natural

Our natural wood tabletops offer a high level of customization, with options for shape, surface finish, and design.

In addition to our two standard sizes – LEVEL JOY (2400 x 1200 x 24mm) for dining tables and LEVEL WORK (2000 x 800 x 24mm) for desks – we also provide made-to-measure tabletops tailored to your specific needs. A matching design table frame in different colors is available for JOY and WORK.

- to match your mafi natural wood floor
- Stability due to symmetrical structure
- a modern aesthetic with edge options featuring a black core
- natural surfaces and colors
- configurable: design your own table
- increased resistance thanks to the new mafi furniture oil
- optional: timeless design accessories from the table frame to the cable duct



REDUCE THE MATERIAL MIX:

Tables to match the floor

A table that perfectly matches your natural wood floor - that's what our LEVEL series makes possible. Made from the same materials, synergies are created between the levels. You can also create contrasts by choosing one of our versatile table variants.

Our tabletops are crafted from oak, ash, and walnut, serving as the foundation for various styles. With a selection of thermal and surface treatments, we provide a broad range of options to suit your table's design.



OAK



ASH



WALNUT




RESISTANT & INDIVIDUAL

Natural surface

Natural and authentic surfaces - this principle also applies to our table collection. It is protected by a particularly durable oil finish, which can also be cleaned and maintained with regular soap care.

- Wide range of surface options
- Brushed as standard
- Optionally hand-planed or in rough-saw texture



Further information
All available surfaces





DINING TABLETOP

LEVEL JOY

2400 x 1200 x 24 mm

Table frame available



DESK TOP

LEVEL WORK

2000 x 800 x 24 mm

Table frame available
Optional accessories (e.g. cable duct or shelf)



TABLETOP

CUSTOMIZED

max. length: 3500 mm
max. width: 1200 mm
Thickness: 24 mm

no table frame available



ONLINE

CONFIGURATOR

Select your format and start
configuring your table:



EASILY ADAPTABLE TO YOUR REQUIREMENTS

Individual configuration


Choose a standard tabletop format or a made-to-measure tabletop. The material, surface treatment, shape, corners and edges can then be easily customized.

LEVEL JOY
Dining Table
2400 x 1200 x 24 mm

LEVEL WORK
Desk
2000 x 800 x 24 mm

TABLETOP
made to measure
fixed thickness 24 mm

AVAILABLE PRODUCTS:



FORM:



rectangular




boat-shaped



elliptical

CORNER OPTIONS:



angular



rounded

EDGE-OPTIONS:



Edge A
90° with cap



Edge B
90° with inlay



Edge C
45° with black core



Edge D
90° with black core

SIMPLE & TIMELESS:

Design frames

For the standard tabletop sizes LEVEL JOY and LEVEL WORK, we offer an optional slim yet extremely stable table frame. Material and color are freely selectable. With the exception of natural steel, all frames are finished with heavy metal-free, high-quality powder coatings.

LEVEL JOY: Here, the cross is located in the center, and plate reinforcements provide the necessary stability.

LEVEL WORK: The frame for the LEVEL WORK desk option is height-adjustable and the cross is positioned in the rear third for sufficient legroom.



RAL 9016



RAL 9005



RAL 9006



Natural
steel



dark grey
metallic



OPTIONAL FOR LEVEL WORK:

Accessories

We offer practical, high-quality accessories for the LEVEL WORK desk. In addition to an optional cable port through the tabletop and a shelf for PCs, a cable duct in felt and metal is also available.



